

LOFTED BARN

- ◆ 8ft wide painted sheds include 46" single door with 6' 3" wall.
- ◆ 8ft wide metal & vinyl sheds have 5ft double doors
- ◆ 10ft and wider sheds include double doors and 6'6" Sidewall



8ft wide with 46" single door.



Size	Price	36 mo.	48 mo.
8X12	3,790.00	175.46	154.07
10X12	4,417.00	204.49	179.55
10X16	5,280.00	244.44	214.63
10X20	6,270.00	290.28	254.88
12X16	6,171.00	285.69	250.85
12X20	7,260.00	336.11	295.12
12X24	8,355.00	386.81	339.63
12X28	9,444.00	437.22	383.90
12X32	10,538.00	487.87	428.37
12X36	11,633.00	538.56	472.89
14X32	12,375.00	572.92	503.05
14X36	13,629.00	630.97	554.02
14X40	14,883.00	689.03	605.00
16X36	15,626.00	723.43	635.20
16X40	17,050.00	789.35	693.09

Trusses Spaced
2ft On Center.

LOFTED GARDEN

- ◆ Lofted Garden has double doors and 2 windows with a 6'6" Sidewall.



Vinyl Lofted Garden



Painted Lofted Garden

Size	Price	36 mo.	48 mo.
10X16	5,480.00	253.70	222.76
10X20	6,470.00	299.54	263.01
12X16	6,371.00	294.95	258.98
12X20	7,460.00	345.37	303.25
12X24	8,555.00	396.06	347.76
12X28	9,644.00	446.48	392.03
12X32	10,738.00	497.13	436.50
12X36	11,833.00	547.82	481.02
14X32	12,575.00	582.18	511.18
14X36	13,829.00	640.23	562.15
14X40	15,083.00	698.29	613.13
16X36	15,826.00	732.69	643.33
16X40	17,250.00	798.61	701.22

DELUXE GARDEN

- ◆ (2) 2X3 & transom windows, single & double door, & lofts included. 6'6" Sidewall



Deluxe Garden Shed With Roof Overhang



Deluxe Lofted Garden Shed

Size	Price	36 mo.	48 mo.
10X16	5,965.00	276.16	242.48
10X20	6,955.00	321.99	282.72
12X16	6,856.00	317.41	278.70
12X20	7,945.00	367.82	322.97
12X24	9,040.00	418.52	367.48
12X28	10,129.00	468.94	411.75
12X32	11,223.00	519.58	456.22
12X36	12,318.00	570.28	500.73
14X32	13,060.00	604.63	530.89
14X36	14,314.00	662.69	581.87
14X40	15,568.00	720.74	632.85
16X36	16,311.00	755.14	663.05
16X40	17,735.00	821.06	720.93

UTILITY

- ◆ 10ft and wider sheds include double doors and 7'8" Sidewall and 4ft shelf.
- ◆ 8ft wide sheds include 46" single door with 6' 3" wall.
- ◆ 8ft wide metal & vinyl sheds have 5ft double doors.



8ft wide with single door.



Size	Price	36 mo.	48 mo.
8X8	2,739.00	126.81	111.34
8X12	3,394.00	157.13	137.97
10X12	4,010.00	185.65	163.01
10X16	4,835.00	223.84	196.54
10X20	5,665.00	262.27	230.28
12X16	5,858.00	271.20	238.13
12X20	6,837.00	316.53	277.93
12X24	7,816.00	361.85	317.72
12X28	8,789.00	406.90	357.28
12X32	9,774.00	452.50	397.32
12X36	10,753.00	497.82	437.11
14X32	11,490.00	531.94	467.07
14X36	12,617.00	584.12	512.89
14X40	13,739.00	636.06	558.50
16X36	14,482.00	670.46	588.70
16X40	15,752.00	729.26	640.33

GARDEN SHED

- ◆ 10ft and wider sheds include 2X3 window & double doors and 7'8" Sidewall and 4ft shelf.
- ◆ 8ft painted wide sheds include 2X3 window & 46" single door with 6' 3" wall.
- ◆ 8ft wide metal & vinyl sheds have 5ft double doors.



8ft wide with single door.



Size	Price	36 mo.	48 mo.
8X8	2,839.00	131.44	115.41
8X12	3,494.00	161.76	142.03
10X12	4,110.00	190.28	167.07
10X16	4,935.00	228.47	200.61
10X20	5,765.00	266.90	234.35
12X16	5,958.00	275.83	242.20
12X20	6,937.00	321.16	281.99
12X24	7,916.00	366.48	321.79
12X28	8,889.00	411.53	361.34
12X32	9,874.00	457.13	401.38
12X36	10,853.00	502.45	441.18
14X32	11,590.00	536.57	471.14
14X36	12,717.00	588.75	516.95
14X40	13,839.00	640.69	562.56
16X36	14,582.00	675.09	592.76
16X40	15,852.00	733.89	644.39

COTTAGE SHED

- ◆ 6'6" Wall Height. 16ft and longer include 2 windows. 12ft long includes 1 window.
- ◆ 8ft wide painted sheds have 46" single door and 6'3" wall height.
- ◆ 8ft wide metal & vinyl sheds have 5ft double doors.



Size	Price	36 mo.	48 mo.
8X12	3,630.00	168.06	147.56
10X12	4,241.00	196.34	172.40
10X16	5,181.00	239.86	210.61
10X20	6,001.00	277.82	243.94
12X16	6,204.00	287.22	252.20
12X20	7,183.00	332.55	291.99
12X24	8,157.00	377.64	331.59
12X28	9,136.00	422.96	371.38
12X32	10,115.00	468.29	411.18

BARN



- ◆ 8ft painted wide barns include a 46" single wood door.
- ◆ 8ft wide metal & vinyl sheds have 5ft double doors.
- ◆ 10ft & 12ft wide barns have double doors.

Size	Price	36 mo.	48 mo.
8X8	2,635.00	121.99	107.11
8X12	3,182.00	147.31	129.35
10X12	3,707.00	171.62	150.69
10X16	4,433.00	205.23	180.20
12X16	5,247.00	242.92	213.29
12X20	6,067.00	280.88	246.63
12X24	6,897.00	319.31	280.37
12X32	8,630.00	399.54	350.81

Trusses Spaced
2ft On Center.

GARAGE

- ◆ Garage has 9X7 garage door, wood entry door, and a 2X3 window with a 7' 8" sidewall.
- ◆ Metal & Vinyl Garages have 30" slab door.
- ◆ 2X6 Floor joist spaced 12" o.c.
- ◆ Double Floor add \$2 per square foot.
- ◆ Insulated garage door add \$200.00



Optional Wainscot. Add \$150.00

Size	Price	36 mo.	48 mo.
12X16	6,658.00	308.24	270.65
12X20	7,637.00	353.56	310.45
12X24	8,616.00	398.89	350.24
12X28	9,589.00	443.94	389.80
12X32	10,574.00	489.54	429.84
12X36	11,553.00	534.86	469.63
14X32	12,290.00	568.98	499.59
14X36	13,417.00	621.16	545.41
14X40	14,539.00	673.10	591.02
16X36	15,282.00	707.50	621.22
16X40	16,552.00	766.30	672.85

LOFTED GARAGE

- ◆ Garage has 9X7 garage door, wood entry door, and a 2X3 window with a 6' 6" sidewall.
- ◆ Metal & Vinyl Garages have 30" slab door.
- ◆ 2X6 Floor joist spaced 12" o.c.
- ◆ Double Floor add \$2 per square foot.
- ◆ Insulated garage door add \$200.00



Size	Price	36 mo.	48 mo.
12X16	6,971.00	322.73	283.37
12X20	8,060.00	373.15	327.64
12X24	9,155.00	423.84	372.15
12X28	10,244.00	474.26	416.42
12X32	11,338.00	524.91	460.89
12X36	12,433.00	575.60	505.41
14X32	13,175.00	609.95	535.57
14X36	14,429.00	668.01	586.54
14X40	15,683.00	726.06	637.52
16X36	16,426.00	760.46	667.72
16X40	17,850.00	826.39	725.61



Garages floors have 2X6 floor joists 12" on center. Add \$2 per square foot for double floor option. Wood floors are not intended for heavy trucks or heavy equipment. Concrete floors are best suited for heavy weight applications.

CABIN

7'8" Wall Height. Choice of 4ft or 6ft Porch.

- ◆ Includes (4) 2X3 windows and a 9-lite entry door.
- ◆ Due to limited space, 10' wide has only 3 windows.
- ◆ Add \$1/square foot for composite deck.



Size	Price	36 mo.	48 mo.
10X16	6,298.00	291.57	256.02
10X20	7,123.00	329.77	289.55
12X16	7,574.00	350.65	307.89
12X20	8,547.00	395.69	347.44
12X24	9,532.00	441.30	387.48
12X28	10,511.00	486.62	427.28
12X32	11,484.00	531.67	466.83
12X36	12,463.00	576.99	506.63
14X32	13,206.00	611.39	536.83
14X36	14,333.00	663.56	582.64
14X40	15,461.00	715.79	628.50
16X36	16,203.00	750.14	658.66
16X40	17,474.00	808.98	710.33

- ◆ Includes (4) 2X3 windows and a 9-lite entry door.
- ◆ Due to limited space, 10' wide has only 3 windows.
- ◆ Add \$1/square foot for composite deck.

LOFTED CABIN

6'6" Wall Height. Choice of 4ft or 6ft Porch.



Size	Price	36 mo.	48 mo.
10X16	6,738.00	311.94	273.90
10X20	7,733.00	358.01	314.35
12X16	7,882.00	364.91	320.41
12X20	8,976.00	415.56	364.88
12X24	10,065.00	465.97	409.15
12X28	11,165.00	516.90	453.86
12X32	12,254.00	567.31	498.13
12X36	13,349.00	618.01	542.64
14X32	14,091.00	652.36	572.80
14X36	15,351.00	710.69	624.02
14X40	16,599.00	768.47	674.76
16X36	17,347.00	803.10	705.16
16X40	18,766.00	868.80	762.85

Add \$700 for Deluxe Lofted Cabin.

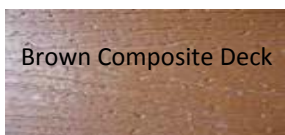
Includes 5ft swing and octagon loft window

Standard Lofted Cabin

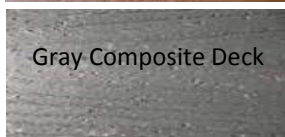
- ◆ Add \$1/square foot for composite deck.
- ◆ Includes (4) 2X3 windows, 9-lite entry door, and double wood doors.

LOFTED CASITA

6'6" Wall Height. 4ft X 12ft Porch



Brown Composite Deck



Gray Composite Deck



Size	Price	36 mo.	48 mo.
12X16	8,267.00	382.73	336.06
12X20	9,361.00	433.38	380.53
12X24	10,450.00	483.80	424.80
12X28	11,545.00	534.49	469.31
12X32	12,634.00	584.91	513.58
12X36	13,728.00	635.56	558.05
14X32	14,471.00	669.95	588.25
14X36	15,730.00	728.24	639.43
14X40	16,984.00	786.30	690.41
16X36	17,727.00	820.69	720.61
16X40	19,151.00	886.62	778.50



Proper insulation is required prior to heating inside a shed to prevent condensation. We recommend upgrading to our vinyl insulated windows if you are needing insulated / heated storage. Warranty does not cover condensation damage / mold caused by heating without adequate insulation.

CHICKEN COOP



Back



Front

- ◆ Includes (4) 2x3 windows (1) Wood Door & (1) chicken door.
- ◆ Nesting boxes are spaced 1 per foot, length of coop.
- ◆ Chicken coops must be ventilated properly to prevent condensation.
- ◆ Only available in LP SmartSide.
- ◆ Studs spaced 24" on center.

Size	Price	36 mo.	48 mo.
8X8	3,317.00	153.56	134.84
8X12	4,015.00	185.88	163.21
8X16	4,791.00	221.81	194.76

DOG KENNEL

8X16 includes 2 runs with outside dividers & gate doors. Fence divider on porch only
No dividers inside enclosure.

Dog kennels include 1 window.
8X8 has 4ft porch with 1 run.
8X12 has 4ft or 8ft porch.(1 run)



Size	Price	36 mo.	48 mo.
8X8	3,317.00	153.56	134.84
8X12	4,015.00	185.88	163.21
8X16	4,791.00	221.81	194.76

PLAYHOUSE



- ◆ Playhouses include wood entry door, 3 windows, and a gable octagon window.

Size	Price	36 mo.	48 mo.
8X12	4,015.00	185.88	163.21
8X16	4,791.00	221.81	194.76
10X12	4,648.00	215.19	188.94
10X16	5,605.00	259.49	227.85

STUDIO SHED



- ◆ Studio Shed includes double doors & transom windows.
- ◆ Available in with painted and urethane siding.

Size	Price	36 mo.	48 mo.
8X12	3,762.00	174.17	152.93
8X16	4,439.00	205.51	180.45
10X12	4,246.00	196.57	172.60
10X16	5,005.00	231.71	203.46

PAVILION

Double Roof Pavilion Add 6%



A - Roof Pavilion 5% Less




GAZEBO

Double Roof Gazebo



Single Roof Pavilion



- ◆ Paint colors on the back of brochure are colors available for the posts and railing. Painted Railing is standard. Add 6% for Stained Railing.
- ◆ Add 25% for screen. Includes screen under floor and screen door.
- ◆ Add 6% for shingle roof on Gazebos and Pavilions.
- ◆ Add \$1 per sq. ft. for composite floor.

Brown Composite Floor

Gray Composite Floor

Double Roof Octagon Gazebo

Size	Price	36 mo.	48 mo.
8X8 (no Swing)	4,160.00	192.59	169.11
10X10 (no Swing)	5,115.00	236.81	207.93
12X12 (no Swing)	6,075.00	281.25	246.95
8X12 (w/Swing)	6,170.00	285.65	250.81
10X12(w/Swing)	6,680.00	309.26	271.54
10X16 w/Swing)	7,930.00	367.13	322.36
12X16 (w/Swing)	8,660.00	400.93	352.03
12X18 (w/Swing)	9,240.00	427.78	375.61
12X20 (w/Swing)	9,875.00	457.18	401.42
12X24 (w/Swing)	11,420.00	528.70	464.23
12X30 (w/Swing)	14,020.00	649.07	569.92

- ◆ Prices include 3 sections of bench.
- ◆ Additional bench section \$50.00.
- ◆ Additional 5ft swing \$400.00

OPTIONS

4' Heavy Duty Ramp	200.00	2'x3' Window	100.00
6' Heavy Duty Ramp	250.00	3'x3' Window	125.00
8' Heavy Duty Ramp	300.00	2'x3' Vinyl Insulated Window	200.00
6'X7' or 6'X6' Roll-Up Door	700.00	3'x3' Vinyl Insulated Window	250.00
9'X7' or 8'X7' Garage Door	700.00	Transom Windows (set)	150.00
Insulated Garage Door Add	350.00	3 Ft. Slab Door	150.00
Windows in Garage Door Add	350.00	6 Ft. Double Slab Door	300.00
Loft Door	100.00	46" Single Wood Door	100.00
1" Foam Insulation per sq. Ft	2.50	70" Double Wood Door	200.00
2' Shelving (per running ft)	10.00	Solid Fiberglass Entry Door	300.00
4' Shelving (per running ft)	15.00	Fiberglass Entry Door 9-lite	350.00
5' Swing	400.00	Custom Color Metal or Paint	100.00
12" on center floor joists	100.00	Custom Color Vinyl Siding	300.00
Double Floor add per sq. ft.	2.00	Cupola	350.00
Flower Box	40.00	Composite deck add per sq. ft.	1.00
Shutters (set)	40.00	Metal Wainscot	150.00
Build On Site (Prepaid Only)	1,000.00	Vinyl Siding	10%

Hoosier Sheds

- ◆ 6 Year warranty on New Sheds.
- ◆ Used/Repo sheds do not have warranty.
- ◆ 2X6 floor joist & 2X6 loft joist 10ft and wider.
- ◆ 2X4 floor joist on 8ft wide sheds.
- ◆ Pressure Treated Floor Joist and Foundation Skids.
- ◆ 8ft & 10ft wide sheds have 2 skids.
- ◆ 12ft, 14ft, & 16ft wide sheds have 4 skids.
- ◆ Wall Studs spaced 16" on center on sheds with wood siding and vinyl siding.
- ◆ Wall Studs spaced 24" on center on sheds with metal siding and on chicken coops.
- ◆ Trusses spaced 24" on center.

www.hoosiersheds.com

Free Delivery and Setup Within 40 Miles!



Rent-To-Own was established as an alternative to mini-warehousing. Our no strings plan allows you to have your own storage facility for your backyard or business, when and where you need it. The low monthly rental rates are comparable to mini warehousing rates per square foot. You are not required to fill out a credit application, nor are you required to keep your building. Rent-to-own prices are based on 36 or 48 months.

Shingles



Metal



Paint



Urethane



Vinyl Colors

