



2026 Catalog

TABLE OF CONTENTS

▪ Abrasives	291
▪ Adhesives	276
▪ Amana Tools	285
▪ Amerock	3
▪ Anti-Tip	222
▪ Bedroom	212
▪ Belwith Keeler	129
▪ Chest Hardware	206
▪ Drivers – Hanger Bolts	279
▪ Elements	177
▪ Euro Hinges	236
▪ Fasteners	221
▪ Glides	210
▪ Grass	228
▪ H Select	83
▪ Ice Box	215
▪ Index	300
▪ Jeffrey Alexander	139
▪ Kitchen	246
▪ KREG	273
▪ Lighting, Power and Media	259
▪ Mini Barn Door Hardware	205
▪ Mirror Parts - Bumpers	220
▪ Office and Living Room	213
▪ Pride Decor	117
▪ Rev•A•Shelf	255
▪ Screws	280
▪ Sewing	209
▪ Shelf Supports	219
▪ Slides	214, 241
▪ Sliding Door	204
▪ Staplers – Nailers	287
▪ Staples – Nails	289
▪ Stretch Film	278
▪ Table	215
▪ Table Slides – Pöttker	202
▪ Viking Arm	245
▪ Wood Filler	274
▪ Wood Handles	109
▪ Wood Knobs	107
▪ Wood Products	266

INFORMATION

WAREHOUSE LOCATION
1465 Twp Rod 178
Baltic, OH 43804

WAREHOUSE HOURS
Monday - Friday 6:30 AM - 3:00 PM

FAX ORDER LINE
330-897-0022

EMAIL
BuckeyeOrders@ibifax.com

PHONE
330-897-0017

INDIANA SALES
Ervin Miller 260-593-0225
Weekly delivery to Northern Indiana
*Under \$25.00 will have a
\$10.00 delivery charge*

RETURNS
All returns will be subject
to a 20% restock charge
Must Include Invoice Number

SHIPPING CHARGES
\$12.00 for orders under \$100
\$15.00 for \$100 - \$199
\$18.00 for \$200 - \$299
\$20.00 for \$300 - \$399
\$25.00 for \$400 - \$599
\$30.00 for \$600 - \$999
\$50.00 for \$1000 - \$1999
Free Shipping over \$2000

CANADA SHIPMENTS
Due to rising freight costs,
all Canada shipments will be
invoiced at exact cost to ship.

PRICES SUBJECT TO CHANGE WITHOUT NOTICE

Amerock®



FULL LINE MASTER DISTRIBUTOR OF AMEROCK
THIS PAGE FOR COLOR REFERENCE ONLY

SILVER TONES



26, CH
POLISHED CHROME



PN
POLISHED NICKEL



G10, SN
SATIN NICKEL (MATTE)



SC
SILVER CHAMPAGNE



G9
STERLING NICKEL



S
SILVER



G10
SATIN NICKEL



14
NICKEL



SS
STAINLESS STEEL



AA
ANODIZED ALUMINUM



26D, SCH
BRUSHED CHROME



BBN
BLACK BRUSHED NICKEL



BCR
BLACK CHROME



AS
ANTIQUÉ SILVER



AP
AGED PEWTER



AN
ANTIQUÉ NICKEL



WN
WEATHERED NICKEL



WNC
WEATHERED NICKEL COPPER

GOLD TONES



CZ
CHAMPAGNE BRONZE



BBZ
BRUSHED BRONZE OR GOLDEN CHAMPAGNE



3, PB
POLISHED BRASS



GB
GILDED BRONZE



AE
ANTIQUÉ ENGLISH



EB
ELEGANT BRASS



O77, BB
BURNISHED BRASS



AB, ABS
ANTIQUÉ BRASS



DBS
DISTRESSED BRASS



R1
REGENCY BRASS



R2
WEATHERED BRASS



R3
RUSTIC BRASS



THIS PAGE FOR COLOR REFERENCE ONLY

BOLD TONES



AC
ANTIQUE COPPER

BC
BRUSHED COPPER

WC
WEATHERED
COPPER

RBZ
RUSTIC BRONZE

CBZ
CARMEL BRONZE

ART
ANTIQUE RUST



VS
VIRIDIAN SLATE



RB
ROMAN BRONZE



VB
VENETIAN
BRONZE



ORB
OIL-RUBBED
BRONZE



DOB
DARK OILED
BRONZE

BLACK TONES



WI, WID
WROUGHT IRON
OR WROUGHT
IRON DARK

PWT
PEWTER

GM
GUNMETAL

GPH
GRAPHITE

BN, BNB
BLACK NICKEL

BBR
BLACK BRONZE



FB
FLAT BLACK



CB
COLONIAL BLACK



MB
MATTE BLACK

MISCELLANEOUS TONES



30, W, 54, GW
WHITE

MW
MARBLE WHITE

MBK
MARBLE BLACK

EVERYDAY HERITAGE



1910-G10
1 1/4" DIA
1 1/8" PROJ



G10



53018-G10
1 3/8" L
1 1/2" PROJ



ORB G10 26



69151-G10
1 1/2" DIA
3/4" PROJ



G10



3413-26
1 1/2" DIA
5/8" PROJ



26



888-AE
1 3/8" DIA
5/8" PROJ



AE



53001-ORB
1 1/4" DIA
7/8" PROJ



ORB



53011-G10
1 1/4" DIA
1 1/8" PROJ



FB ORB G10



53015-G10
1 1/4" DIA
1" PROJ



FB ORB G10



173-ORB
3" C/C | 4 5/8" L



ORB G10



29113-G10
1 1/4" DIA
3/4" PROJ



ORB G10



29115-G10
1 1/2" DIA
1 1/8" PROJ



G10



53006-ORB
3" C/C | 3 3/8" L



ORB



3401-CB
3 1/4" C/C | 5 1/16" L



CB



3403-CB
1 1/4" DIA
3/4" PROJ



CB



29111-G10
128MM C/C | 6" L



G10



52996-G10
96MM C/C | 4 13/16" L



G10



69153-G10
3" C/C | 4" L



G10



3416-26
3" C/C | 4" L



26



53009-G10
3" C/C | 3 3/8" L




G10




76312-G10
4" C/C | 4 1/4" L



G10



867-CS26D
3 1/2" C/C | 3 13/16" L



CS26D CSG10



76313-26
6" C/C | 4 1/4" L



26

AVAILABLE FINISHES



36758-CZ
1 1/4" DIA | 1" PROJ



36762-CZ
76MM C/C | 4 7/8" L



36763-CZ
96MM C/C | 7 7/16" L



36764-CZ
76MM C/C | 3 3/4" L



36759-CZ
96MM C/C | 4 9/16" L



36760-CZ
128MM C/C | 5 13/16" L



36761-CZ
192MM C/C | 8 5/16" L



37363-CZ
8 13/16" C/C | 9 9/16" L



54030-CZ
12" C/C | 13" L
APPLIANCE PULL



54031-CZ
18" C/C | 19" L
APPLIANCE PULL



ASHBY

AVAILABLE FINISHES



36640-GM
76MM C/C | 5 1/8" L

BAR PULLS

AVAILABLE FINISHES



19010-SS
3" C/C | 5 3/8" L



19011-SS
96MM C/C | 6 1/8" L



19541-SS
128MM C/C | 7 3/8" L




19012-SS
192MM C/C | 9 15/16" L





19013-SS
256MM C/C | 13 1/4" L


AVAILABLE FINISHES





- 


19009-ORB
2" L | 1 3/8" PROJ
- 


40515-ORB
3" C/C | 5 3/8" L
- 


40516-ORB
96MM C/C | 6 1/8" L
- 


40517-ORB
128MM C/C | 7 3/8" L
- 


40520-ORB
160MM C/C | 8 5/8" L
- 


40521-ORB
178MM C/C | 9 3/8" L
- 


40518-ORB
192MM C/C | 9 7/8" L
- 


40519-ORB
256MM C/C | 13 1/4" L
- 


19014-ORB
320MM C/C | 15 3/4" L
- 


19015-ORB
416MM C/C | 19 1/2" L
- 


19016-ORB
480MM C/C | 22" L
- 

19017-ORB
544MM C/C | 24 9/16" L
- 

19018-ORB
640MM C/C | 28 3/8" L
- 

19019-ORB
768MM C/C | 33 3/8" L
- 

54008-ORB
12" C/C | 14 5/8" L
APPLIANCE PULL
- 

54025-ORB
18" C/C | 20 5/8" L
APPLIANCE PULL
- 

54025-ORB
18" C/C | 20 5/8" L
APPLIANCE PULL



BALATA

AVAILABLE FINISHES



37622-26
3" C/C | 3 9/16" L

37623-26
3 3/4" C/C | 4 5/16" L

37624-26
5 1/16" C/C | 5 9/16" L

37625-26
6 5/16" C/C | 6 13/16" L

37626-26
7 9/16" C/C | 8 1/8" L

37627-26
8 13/16" C/C | 9 3/8" L

37628-26
10 1/16" C/C | 10 11/16" L

37629-26
12 5/8" C/C | 13 3/16" L

37630-26
12" C/C | 12 13/16" L
APPLIANCE PULL

37631-26
18" C/C | 18 13/16" L
APPLIANCE PULL



37620-26
1" DIA | 1 5/16" PROJ



37632-26
1 1/8" DIA | 1 5/16" PROJ



37621-26
2" DIA | 1 3/8" PROJ



AVAILABLE FINISHES



37642-MB
3" C/C | 3 9/16" L




37643-MB
3 3/4" C/C | 4 5/16" L



37644-MB
5 1/16" C/C | 5 9/16" L




37645-MB
6 5/16" C/C | 6 13/16" L



37646-MB
7 9/16" C/C | 8 1/8" L




37647-MB
8 13/16" C/C | 9 3/8" L



37648-MB
10 1/16" C/C | 10 11/16" L



37649-MB
12 5/8" C/C | 13 3/16" L



37650-MB
12" C/C | 12 13/16" L
APPLIANCE PULL



37651-MB
18" C/C | 18 13/16" L
APPLIANCE PULL



37640-MB
1" L | 1 5/16" PROJ



37652-MB
1 1/8" DIA | 1 5/16" PROJ



37641-MB
2" DIA | 1 3/8" PROJ



BALON

AVAILABLE FINISHES



37482-CZ
3" C/C | 3 9/16" L

37483-CZ
3 3/4" C/C | 4 5/16" L

37484-CZ
5 1/16" C/C | 5 9/16" L

37485-CZ
6 5/16" C/C | 6 13/16" L

37486-CZ
7 9/16" C/C | 8 1/8" L

37487-CZ
8 13/16" C/C | 9 3/8" L

377488-CZ
10 1/16" C/C | 10 11/16" L

37489-CZ
12 5/8" C/C | 13 3/16" L

37490-CZ
12" C/C | 12 13/16" L
APPLIANCE PULL

37491-CZ
18" C/C | 18 13/16" L
APPLIANCE PULL



37480-CZ
1" L | 1 5/16" PROJ




37492-CZ
1 1/8" DIA | 1 5/16" PROJ



377481-CZ
2" DIA | 1 3/8" PROJ



AVAILABLE FINISHES



36710
3" C/C | 3 7/8" L



36688
3 3/4" C/C | 4 5/8" L



36689
5 1/16" C/C | 6 1/16" L



36690
6 5/16" C/C | 7 7/16" L



36711
7 9/16" C/C | 8 11/16" L



36691
8 13/16" C/C | 10" L



36712
10 1/16" C/C | 11 3/16" L



36714
12 5/8" C/C | 13 7/8" L



36713
12" C/C | 13 7/16" L
APPLIANCE PULL



36715
18" C/C | 19 1/2" L
APPLIANCE PULL



36687
1 1/2" L | 1 1/16" PROJ



BLACKROCK

AVAILABLE FINISHES



55274-BBZ
1 13/16" L | 3/4" PROJ



55270-BBZ
1 5/16" DIA | 1" PROJ



55275-BBZ
3" C/C | 3 3/4" L



55272-BBZ
1 5/8" DIA | 1 1/4" PROJ



55276-BBZ
96MM C/C | 4 5/8" L



55271-BBZ
1 3/16" L | 1 1/16" PROJ



55277-BBZ
128MM C/C | 6" L



55278-BBZ
160MM C/C | 7 1/4" L



55273-BBZ
1 1/2" L | 1 3/8" PROJ



55282-BBZ
203MM C/C | 8 15/16" L



55283-BBZ
256MM C/C | 11" L



55284-BBZ
320MM C/C | 13 9/16" L



55280-BBZ
12" C/C | 13 3/8" L
APPLIANCE PULL



55281-BBZ
18" C/C | 19 3/8" L
APPLIANCE PULL

AVAILABLE FINISHES



36557-GM
3" OR 3 3/4" C/C | 4 11/16" L



36558-GM
5 1/16" C/C | 5 15/16" L



36559-GM
6 5/16" C/C | 7 3/16" L



36562-GM
8" C/C | 8 7/8" L



36560-GM
10 1/16" C/C | 11" L



36561-GM
12 5/8" C/C | 13 1/2" L



54070-GM
12" C/C | 13" L
APPLIANCE PULL



54071-GM
18" C/C | 19" L
APPLIANCE PULL



54072-GM
24" C/C | 25" L
APPLIANCE PULL



36556-GM
2 5/8" C/C | 5/8" L



36554-GM
1 1/4" C/C | 1 5/16" L



CALATHEA

AVAILABLE FINISHES



100396-BCR
3 3/4" C/C | 4 7/16" L



1003128-BCR
5 1/16" C/C | 5 11/16" L



1003160-BCR
6 5/16" C/C | 7" L



10132-BCR
1 1/4" L | 1 1/8" PROJ

CARRIONE

AVAILABLE FINISHES



36639-MWBBZ
3" C/C | 5 7/16" L



36648-MWBBZ
3 3/4" C/C | 6 5/16" L



36649-MWBBZ
5 1/16" C/C | 7 1/2" L



36650-MWBBZ
6 5/16" C/C | 8 3/4" L



36663-MWBBZ
8" C/C | 10 7/16" L



36664-MWBBZ
10 1/16" C/C | 12 1/2" L



36647-MWBBZ
2 1/2" L | 1 9/16" PROJ



36638-MWBBZ
1 5/8" L | 1 5/16" PROJ

AVAILABLE FINISHES



37365-ORB
76MM C/C | 5 1/8" L



36873-ORB
96MM C/C | 5 7/8" L



36874-ORB
128MM C/C | 7 1/8" L



36875-ORB
160MM C/C | 8 7/16" L



36876-ORB
192MM C/C | 9 11/16" L



36959-ORB
224MM C/C | 10 15/16" L



36877-ORB
256MM C/C | 12 3/16" L



36960-ORB
12" C/C | 16" L
APPLIANCE PULL



36961-ORB
18" C/C | 22" L
APPLIANCE PULL



36872-ORB
1 1/4" DIA | 1 3/16" PROJ



CANDLER

AVAILABLE FINISHES



29349-BBZ
3" C/C | 4 3/8" L



29355-BBZ
96MM C/C | 5 1/8" L



29363-BBZ
128MM C/C | 6 1/2" L



29364-BBZ
160MM C/C | 8" L



29350-BBZ
192MM C/C | 9 1/2" L



29351-BBZ
224MM C/C | 10 7/8" L



29352-BBZ
256MM C/C | 12 3/16" L



29353-BBZ
320MM C/C | 14 13/16" L




29366-BBZ
12" C/C | 14 5/8" L
APPLIANCE PULL



29367-BBZ
18" C/C | 20 3/4" L
APPLIANCE PULL



AVAILABLE FINISHES



37661-MB
3" C/C | 3 5/8" L



37662-MB
3 3/4" C/C | 4 3/8" L



37663-MB
5 1/16" C/C | 5 5/8" L



37664-MB
6 5/16" C/C | 6 7/8" L



37665-MB
7 9/16" C/C | 8 3/16" L



37666-MB
8 13/16" C/C | 9 1/2" L



37667-MB
10 1/16" C/C | 10 3/4" L



37668-MB
12 5/8" C/C | 13 1/4" L



37669-MB
12" C/C | 13" L
APPLIANCE PULL



37670-MB
18" C/C | 19" L
APPLIANCE PULL



37660-MB
1 1/8" L | 1 1/2" PROJ



COLLET

AVAILABLE FINISHES



37681-G10
3" C/C | 3 5/8" L



37682-G10
3 3/4" C/C | 4 3/8" L



37683-G10
5 1/16" C/C | 5 5/8" L



37684-G10
6 5/16" C/C | 6 7/8" L



37685-G10
7 9/16" C/C | 8 3/16" L



37686-G10
8 13/16" C/C | 9 1/2" L



37687-G10
10 1/16" C/C | 10 3/4" L



37688-G10
12 5/8" C/C | 13 1/4" L



37689-G10
12" C/C | 13" L
APPLIANCE PULL



37690-G10
18" C/C | 19" L
APPLIANCE PULL



37680-G10
1 1/8" L | 1 1/2" PROJ



AVAILABLE FINISHES



37701-ORB
3" C/C | 3 5/8" L



37702-ORB
3 3/4" C/C | 4 3/8" L



37703-ORB
5 1/16" C/C | 5 5/8" L



37704-ORB
6 5/16" C/C | 6 7/8" L



37705-ORB
7 9/16" C/C | 8 3/16" L



37706-ORB
8 13/16" C/C | 9 1/2" L



37707-ORB
10 1/16" C/C | 10 3/4" L



37708-ORB
12 5/8" C/C | 13 1/4" L



37709-ORB
12" C/C | 13" L
APPLIANCE PULL



37710-ORB
18" C/C | 19" L
APPLIANCE PULL



37700-ORB
1 1/8" L | 1 1/2" PROJ



CONCENTRIC

AVAILABLE FINISHES



36830-GM
3 3/4" C/C | 4 1/2" L

36831-GM
5 1/16" C/C | 5 3/4" L

36832-GM
6 5/16" C/C | 7" L

36833-GM
7 9/16" C/C | 8 1/4" L

36834-GM
10 1/16" C/C | 10 3/4" L



36810-GM
1 9/16" DIA | 1 9/16" L



36812-PN
3 3/4" CC | 4 3/16" L

36813-PN
5 1/16" CC | 5 7/16" L

36814-PN
6 5/16" CC | 6 11/16" L

36815-PN
7 9/16" CC | 7 15/16" L

36816-PN
10 1/16" CC | 10 7/16" L



36811-PN
1 1/4" CC | 1 11/16" L



CRAWFORD

AVAILABLE FINISHES



36593-BBZ
3 3/4" C/C | 4 11/16" L

36594-BBZ
5 1/16" C/C | 6 1/16" L


36595-BBZ
6 5/16" C/C | 7 3/8" L



36613-BBZ
1 3/8" DIA | 1 3/16" PROJ



CUP PULLS



9365-ORB
64MM C/C | 4 1/8" L



53019-G10
2 1/2" C/C | 3 1/8" L



53010-G10
3" C/C | 3 3/8" L



EDONA

AVAILABLE FINISHES



53005-CZ
1 1/4" DIA | 1 1/8" PROJ



ERA

AVAILABLE FINISHES




36907-G10
1 1/4" DIA | 1 1/8" PROJ





CYPRUS


AVAILABLE FINISHES





- 


26201-BBZ
3" C/C | 5 1/4" L
- 


26203-BBZ
96MM C/C | 6 9/16" L
- 


9362-BBZ
128MM C/C | 7 3/16" L
- 

26204-BBZ
160MM C/C | 9 1/8" L
- 

26208-BBZ
192MM C/C | 10 7/8" L
- 

26209-BBZ
224MM C/C | 12 1/8" L
- 

26210-BBZ
256MM C/C | 13 7/16" L
- 


26206-BBZ
12" C/C | 16" L
APPLIANCE PULL
- 

26207-BBZ
18" C/C | 22" L
APPLIANCE PULL


EDGE PULLS

AVAILABLE FINISHES



- 

36573-ORB
3" C/C | 3 7/8" L
- 

36574-ORB
96MM C/C | 4 9/16" L
- 

36575-ORB
128MM C/C | 5 13/16" L

AVAILABLE FINISHES



36600-ORB
3" C/C | 4 1/2" L



36605-ORB
3 3/4" C/C | 5 5/16" L



36606-ORB
5 1/16" C/C | 6 9/16" L



36607-ORB
6 5/16" C/C | 7 13/16" L



36618-ORB
7 9/16" C/C | 9 1/16" L



36619-ORB
8 13/16" C/C | 10 5/16" L



36620-ORB
10 1/16" C/C | 11 9/16" L



36698-ORB
12 5/8" C/C | 14 1/16" L



36697-ORB
12" C/C | 14 9/16" L
APPLIANCE PULL



36699-ORB
18" C/C | 20 1/2" L
APPLIANCE PULL



36601-ORB
1 1/4" L | 1 3/16" PROJ



36602-ORB
1 1/2" L | 1 3/8" PROJ



DESTINE

AVAILABLE FINISHES



36857-G10
1 3/8" L | 1" PROJ

37370-G10
76MM C/C | 4 1/8" L

36858-G10
96MM C/C | 4 15/16" L

36859-G10
128MM C/C | 6 3/16" L

36860-G10
160MM C/C | 7 7/16" L

36901-G10
192MM C/C | 8 11/16" L

36902-G10
256MM C/C | 11 1/2" L

36903-G10
320MM C/C | 14" L

36861-G10
224MM C/C | 9 15/16" L

54035-G10
12" C/C | 14 15/16" L
APPLIANCE PULL

54036-G10
18" C/C | 20 15/16" L
APPLIANCE PULL

54036-G10
18" C/C | 20 15/16" L
APPLIANCE PULL

54036-G10
18" C/C | 20 15/16" L
APPLIANCE PULL

54036-G10
18" C/C | 20 15/16" L
APPLIANCE PULL


54036-G10
18" C/C | 20 15/16" L
APPLIANCE PULL


54036-G10
18" C/C | 20 15/16" L
APPLIANCE PULL


54036-G10
18" C/C | 20 15/16" L
APPLIANCE PULL


AVAILABLE FINISHES





- 


37503
3" C/C | 3 3/4" L
 - 


37504
3 3/4" C/C | 4 9/16" L
 - 


37505
5 1/16" C/C | 5 13/16" L
 - 


37506
6 5/16" C/C | 7 1/16" L
 - 


37507
7 9/16" C/C | 8 5/16" L
 - 


37508
8 13/16" C/C | 9 5/8" L
 - 


37509
10 1/16" C/C | 10 7/8" L
 - 

37510
12 5/8" C/C | 13 3/8" L
 - 

37511
12" C/C | 13 3/16" L
APPLIANCE PULL
 - 

37512
18" C/C | 19 1/4" L
APPLIANCE PULL
 - 

37513
24" C/C | 25 1/4" L
APPLIANCE PULL
- 

37501
1 1/4" L | 1 1/16" PROJ
- 

37502
1 3/4" DIA | 1 1/4" PROJ



ENLIVITY

AVAILABLE FINISHES



37721-PN
3" C/C | 3 3/4" L

37722-PN
3 3/4" C/C | 4 9/16" L

37723-PN
5 1/16" C/C | 5 13/16" L

37724-PN
6 5/16" C/C | 7 1/8" L

37725-PN
7 9/16" C/C | 8 3/8" L

37726-PN
8 13/16" C/C | 9 11/16" L

37727-PN
10 1/16" C/C | 10 15/16" L

37728-PN
12 5/8" C/C | 13 7/16" L

37729-PN
12" C/C | 13 3/16" L
APPLIANCE PULL

37730-PN
18" C/C | 19 3/16" L
APPLIANCE PULL



37720-PN
1" L | 1 1/4" PROJ



AVAILABLE FINISHES



36556-G10ORB
2 5/8" L | 1 1/2" PROJ



36557-G10ORB
3" C/C | 4 11/16" L



36558-G10ORB
128MM C/C | 5 15/16" L



36559-G10ORB
160MM C/C | 7 3/16" L



36562-G10ORB
203MM C/C | 8 7/8" L



36560-G10ORB
256 MM C/C | 11" L



36561-G10ORB
320MM C/C | 13 1/2" L



54040-G10ORB
12" C/C | 13" L
APPLIANCE PULL



54041-G10ORB
18" C/C | 19" L
APPLIANCE PULL



54042-G10ORB
24" C/C | 25" L
APPLIANCE PULL




36554-G10ORB
1 1/4" L | 1 5/16" PROJ





EXCEED


AVAILABLE FINISHES





- 


37375-CZ
76MM C/C | 4 1/2" L
- 


36881-CZ
96MM C/C | 5 1/4" L
- 


36882-CZ
128MM C/C | 6" L
- 


36883-CZ
160MM C/C | 7 1/4" L
- 

36922-CZ
192MM C/C | 9 1/16" L
- 

36884-CZ
224MM C/C | 9 13/16" L
- 

36923-CZ
256MM C/C | 11 5/8" L
- 

36925-CZ
320MM C/C | 14 3/16" L
- 

36924-CZ
12" C/C | 13 3/4" L
APPLIANCE PULL
- 

36926-CZ
18" C/C | 19 11/16" L
APPLIANCE PULL



36880-CZ
1 1/2" DIA | 1 3/16" PROJ



AVAILABLE FINISHES



37103-G10
76MM C/C | 4 9/16" L



37104-G10
96MM C/C | 5 5/16" L



37105-G10
128MM C/C | 6 3/4" L



37106-G10
160MM C/C | 8 1/16" L



37107-G10
192MM C/C | 9 7/16" L



37108-G10
224MM C/C | 11" L



37109-G10
256MM C/C | 12 1/4" L



37110-G10
12" C/C | 14 11/16" L
APPLIANCE PULL



37111-G10
18" C/C | 20 11/16" L
APPLIANCE PULL



37100-G10
1 3/4" L | 1 1/4" PROJ



37101-G10
1 1/4" DIA | 1 3/16" PROJ



37102-G10
1 5/16" DIA | 1 1/4" PROJ



ESSENTIAL'Z STAINLESS STEEL



AVAILABLE FINISH



SS

19001-SS
3" C/C | 3 5/8" L

19002-SS
96MM C/C | 4 9/16" L

19003-SS
128MM C/C | 5 15/16" L

19004-SS
160MM C/C | 7 3/8" L

19005-SS
192MM C/C | 8 7/8" L



19008-SS
1 1/4" DIA
1 1/8" PROJ



26200-SS
32MM DIA
1" PROJ

EXTENSITY



AVAILABLE FINISHES



FB ORB CZ G10 26

29379-G10
3" C/C | 4 1/8" L

29385-G10
96MM C/C | 5" L

29393-G10
128MM C/C | 6 1/4" L

29394-G10
160MM C/C | 7 1/2" L



29370-G10
1 3/16" L | 1 1/16" PROJ

AVAILABLE FINISHES



37380-G10
76MM C/C | 3 5/8" L



36781-G10
96MM C/C | 4 5/16" L



36782-G10
128MM C/C | 5 9/16" L



37381-G10
160MM C/C | 6 13/16" L



36783-G10
192MM C/C | 8 1/8" L



36963-G10
224MM C/C | 9 1/2" L



36964-G10
256MM C/C | 10 3/4" L



36966-G10
320MM C/C | 13 1/4" L



36965-G10
12" C/C | 13 1/8" L
APPLIANCE PULL



36967-G10
18" C/C | 19 1/16" L
APPLIANCE PULL



36780-G10
1 1/4" DIA | 1 1/16" PROJ



FAIRCREST

AVAILABLE FINISHES



37462-MB
3" C/C | 3 7/8" L



37463-MB
3 3/4" C/C | 4 5/8" L



37464-MB
5 1/16" C/C | 5 7/8" L



37465-MB
6 5/16" C/C | 7 1/8" L



37466-MB
7 9/16" C/C | 8 7/16" L



37467-MB
8 13/16" C/C | 9 11/16" L



37468-MB
10 1/16" C/C | 10 15/16" L



37469-MB
12 5/8" C/C | 13 7/16" L



37470-MB
12" C/C | 13 1/4" L
APPLIANCE PULL



37471-MB
18" C/C | 19 1/4" L
APPLIANCE PULL




37460-MB
1 1/4" L | 1 1/16" PROJ



37461-MB
2" L | 1 5/16" PROJ



AVAILABLE FINISHES



37742-BBZ
3" C/C | 3 7/8" L



37743-BBZ
3 3/4" C/C | 4 5/8" L



37744-BBZ
5 1/16" C/C | 5 7/8" L



37745-BBZ
6 5/16" C/C | 7 1/8" L



37746-BBZ
7 9/16" C/C | 8 7/16" L



37747-BBZ
8 13/16" C/C | 9 11/16" L



37748-BBZ
10 1/16" C/C | 10 15/16" L



37749-BBZ
12 5/8" C/C | 13 7/16" L



37750-BBZ
12" C/C | 13 1/4" L
APPLIANCE PULL



37751-BBZ
18" C/C | 19 1/4" L
APPLIANCE PULL



37740-BBZ
1 1/4" L | 1 1/16" PROJ




37741-BBZ
2" L | 1 5/16" PROJ



FAREWIND

AVAILABLE FINISHES



37802-PN
3" C/C | 3 7/8" L



37803-PN
3 3/4" C/C | 4 5/8" L



37804-PN
5 1/16" C/C | 5 7/8" L



37805-PN
6 5/16" C/C | 7 1/8" L



37806-PN
7 9/16" C/C | 8 7/16" L



37807-PN
8 13/16" C/C | 9 11/16" L



37808-PN
10 1/16" C/C | 10 15/16" L



37809-PN
12 5/8" C/C | 13 7/16" L



37810-PN
12" C/C | 13 1/4" L
APPLIANCE PULL



37811-PN
18" C/C | 19 1/4" L
APPLIANCE PULL



37800-PN
1 1/4" L | 1 1/16" PROJ



37801-PN
2" L | 1 5/16" PROJ



AVAILABLE FINISHES



37537-CZ
3 3/4" C/C | 4 5/8" L



37538-CZ
5 1/16" C/C | 5 7/8" L



37539-CZ
6 5/16" C/C | 7 1/8" L



37540-CZ
7 9/16" C/C | 8 7/16" L



37541-CZ
8 13/16" C/C | 9 13/16" L



37542-CZ
10 1/16" C/C | 11 1/16" L



37543-CZ
12 5/8" C/C | 13 9/16" L



37544-CZ
12" C/C | 13 1/4" L
APPLIANCE PULL



37545-CZ
18" C/C | 19 1/4" L
APPLIANCE PULL



37546-CZ
24" C/C | 25 1/4" L
APPLIANCE PULL



37535-CZ
1 1/4" L | 1 3/16" PROJ




37536-CZ
1 1/2" DIA | 1 3/16" PROJ



FAIRLANE

AVAILABLE FINISHES



37537-CNLG10
3 3/4" C/C | 4 5/8" L



37538-CNLG10
5 1/16" C/C | 5 7/8" L



37539-CNLG10
6 5/16" C/C | 7 1/8" L



37540-CNLG10
7 9/16" C/C | 8 7/16" L



37541-CNLG10
8 13/16" C/C | 9 13/16" L



37542-CNLG10
10 1/16" C/C | 11 1/16" L



37543-CNLG10
12 5/8" C/C | 13 9/16" L



37544-CNLG10
12" C/C | 13 1/4" L
APPLIANCE PULL



37545-CNLG10
18" C/C | 19 1/4" L
APPLIANCE PULL



37546-CNLG10
24" C/C | 25 1/4" L
APPLIANCE PULL



37535-CNLG10
1 1/4" L | 1 3/16" PROJ



37536-CNLG10
1 1/2" DIA | 1 3/16" PROJ

GLACIO

AVAILABLE FINISHES



36975-CBBZ
1 3/8" L | 1 5/16" PROJ



36976-CBBZ
1 1/2" L | 1 5/16" PROJ



36977-CBBZ
2 1/8" L | 1 1/2" PROJ



36651-CBBZ
1 3/4" L | 1 3/16" PROJ



36659-CBBZ
3" C/C | 4 9/16" L



36654-CBBZ
3 3/4" C/C | 5 5/16" L



36655-CBBZ
5 1/16" C/C | 6 9/16" L



36656-CBBZ
6 5/16" C/C | 7 7/8" L



36661-CBBZ
8" C/C | 9 9/16" L



36652-CBBZ
1 3/8" L | 1" PROJ



36653-CBBZ
1 3/8" L | 5/16" PROJ



AVAILABLE FINISHES



GRANBY



53013-ORB
3" C/C | 3 3/8" L



55243-ORB
96MM C/C | 4 1/5" L



55244-ORB
128MM C/C | 5 1/2" L



55245-ORB
160MM C/C | 6 7/8" L



HIGHLAND RIDGE

AVAILABLE FINISHES



55311-PN
35MM L | 1 1/7" PROJ



55312-PN
28MM DIA | 1 1/5" PROJ



55315-PN
1 3/8" L
1 5/16" PROJ
ONLY AVAILABLE IN: DOB, PN



55316-PN
3" C/C | 4 1/3" L



55317-PN
96MM C/C | 5 1/6" L



55319-PN
128MM C/C | 6 2/3" L



55321-PN
160MM C/C | 8 4/7" L



55327-PN
192MM C/C | 9 13/16" L



55328-PN
224MM C/C | 11 1/4" L



55329-PN
256MM C/C | 12 5/8" L



55323-PN
12" C/C | 15 1/3" L
APPLIANCE PULL



55324-PN
18" C/C | 20 7/8" L
APPLIANCE PULL

GRACE REVITALIZE

AVAILABLE FINISHES



36628-BBZ
1 3/8" DIA
1 3/16" PROJ



36629-BBZ
1 3/4" DIA
1 3/8" PROJ



AVAILABLE FINISHES



INSPIRATIONS



1590-ORB
3" C/C | 5 5/8" L



1587-ORB
96MM C/C | 6 5/16" L



1588-ORB
128MM C/C | 7 1/2" L



1589-ORB
160MM C/C | 8 5/8" L



1592-ORB
3" C/C | 4 1/4" L



1586-ORB
1 3/8" DIA | 1" PROJ



1586-2-ORB
1 3/4" DIA | 1 1/4" PROJ



1593-CZ
1 7/8" L | 1 1/16" PROJ



AVAILABLE FINISHES



KAMARI



36822-MB
3 3/4" C/C | 4 15/16" L



36823-MB
5 1/16" C/C | 6 3/16" L



36824-MB
6 5/16" C/C | 7 7/16" L



36825-MB
7 9/16" C/C | 8 3/4" L



36826-MB
10 1/16" C/C | 11 1/4" L



36820-MB
1 3/16" DIA | 1" PROJ



36821-MB
1 3/16" DIA | 1" PROJ



KANE

AVAILABLE FINISHES



53701-PN
3" C/C | 3 5/8" L



53702-PN
96MM C/C | 4 1/2" L



53802-PN
128MM C/C | 5 3/4" L



53803-PN
160MM C/C | 7" L



53808-PN
192MM C/C | 8 3/16" L



53809-PN
224MM C/C | 9 1/2" L



53810-PN
256MM C/C | 10 3/4" L



53811-PN
320MM C/C | 13 5/16" L




53805-PN
12" C/C | 13" L
APPLIANCE PULL



53806-PN
18" C/C | 19 1/4" L
APPLIANCE PULL



53801-PN
96MM C/C | 4 1/3" L



53700-PN
1 1/4" DIA | 1 1/4" PROJ



53807-2-PN
1 5/8" DIA | 1 1/2" PROJ


AVAILABLE FINISHES



37761-BBZ
3" C/C | 4 1/8" L



37762-BBZ
3 3/4" C/C | 5" L



37763-BBZ
5 1/16" C/C | 6 5/16" L



37764-BBZ
6 5/16" C/C | 7 5/8" L



37765-BBZ
7 9/16" C/C | 8 7/8" L



37766-BBZ
8 13/16" C/C | 10 3/16" L




37767-BBZ
10 1/16" C/C | 11 7/16" L



37768-BBZ
12 5/8" C/C | 13 15/16" L



37769-BBZ
12" C/C | 13 7/8" L
APPLIANCE PULL



37770-BBZ
18" C/C | 19 7/8" L
APPLIANCE PULL



37760-BBZ
1 13/16" L | 1/8" PROJ



LINTEL

AVAILABLE FINISHES



37441-ORB
3" C/C | 3 3/4" L



37442-ORB
3 3/4" C/C | 4 9/16" L



37443-ORB
5 1/16" C/C | 5 13/16" L



37444-ORB
6 5/16" C/C | 7 1/16" L



37445-ORB
7 9/16" C/C | 8 5/16" L



37446-ORB
8 13/16" C/C | 9 11/16" L



37447-ORB
10 1/16" C/C | 10 15/16" L



37448-ORB
12 5/8" C/C | 13 7/16" L



37449-ORB
12" C/C | 13 1/4" L
APPLIANCE PULL



37450-ORB
18" C/C | 19 1/4" L
APPLIANCE PULL



37440-ORB
1 1/4" L | 1 1/8" PROJ



AVAILABLE
FINISH



36639-BBRG10
3" L | 5 7/16" L



36648-BBRG10
3 3/4" C/C | 6 5/16" L



36649-BBRG10
5 1/16" C/C | 7 1/2" L



36650-BBRG10
6 5/16" C/C | 8 3/4" L



36663-BBRG10
8" C/C | 10 7/16" L



36664-BBRG10
10 1/16" C/C | 12 1/2" L



36647-BBRG10
1 1/2" L | 1 9/16" PROJ



36638-BBRG10
1 5/8" L | 1 5/16" PROJ



MERGENCE

AVAILABLE FINISHES



36857-FBG10
1 3/8" DIA | 1" PROJ

37385-FBG10
76MM C/C | 4 1/8" L

36858-FBG10
96MM C/C | 4 15/16" L

36859-FBG10
128MM C/C | 6 3/16" L

36860-FBG10
160MM C/C | 7 7/16" L

36980-FBG10
192MM C/C | 8 11/16" L

36861-FBG10
224MM C/C | 9 15/16" L

36981-FBG10
256MM C/C | 11 1/2" L

36983-FBG10
320MM C/C | 14" L

36982-FBG10
12" C/C | 13" L
APPLIANCE PULL

36984-FBG10
18" C/C | 19" L
APPLIANCE PULL



AVAILABLE FINISHES



37587-26
3" C/C | 4 15/16" L



37588-26
3 3/4" C/C | 5 11/16" L



37589-26
5 1/16" C/C | 6 15/16" L



37590-26
6 5/16" C/C | 8 3/16" L



37591-26
7 9/16" C/C | 9 7/16" L



37592-26
8 13/16" C/C | 10 11/16" L



37593-26
10 1/16" C/C | 12" L



37594-26
12 5/8" C/C | 14 1/2" L



37586-26
1 5/8" L | 1/8" PROJ



MEDORA

AVAILABLE FINISHES



37781-MB
3" C/C | 4 1/8" L



37782-MB
3 3/4" C/C | 5" L



37783-MB
5 1/16" C/C | 6 5/16" L



37784-MB
6 5/16" C/C | 7 5/8" L



37785-MB
7 9/16" C/C | 8 7/8" L



37786-MB
8 13/16" C/C | 10 3/16" L




37787-MB
10 1/16" C/C | 11 7/16" L



37788-MB
12 5/8" C/C | 13 15/16" L



37789-MB
12" C/C | 13 7/8" L
APPLIANCE PULL



37790-MB
18" C/C | 19 7/8" L
APPLIANCE PULL



37780-MB
3 11/16" L | 1/8" PROJ

AVAILABLE FINISHES



37422-CZ
3" C/C | 3 1/2" L



37423-CZ
3 3/4" C/C | 4 1/4" L



37424-CZ
5 1/16" C/C | 5 1/2" L



37425-CZ
6 5/16" C/C | 6 13/16" L



37426-CZ
7 9/16" C/C | 8 1/16" L



37427-CZ
8 13/16" C/C | 9 5/16" L



37428-CZ
10 1/16" C/C | 10 9/16" L



37429-CZ
12 5/8" C/C | 13 1/8" L



37430-CZ
12" C/C | 12 5/8" L
APPLIANCE PULL



37431-CZ
18" C/C | 18 9/16" L
APPLIANCE PULL



37420-CZ
1 1/4" L | 1 1/8" PROJ



37421-CZ
2" DIA | 1 3/8" PROJ



MONUMENT

AVAILABLE FINISHES



36578-ORB
76MM C/C | 3 3/8" L



36570-ORB
96MM C/C | 4 1/8" L



36571-ORB
128MM C/C | 5 7/16" L



36572-ORB
160MM C/C | 6 11/16" L



36908-ORB
192MM C/C | 7 15/16" L



36909-ORB
224MM C/C | 9 13/16" L



36910-ORB
256MM C/C | 10 7/16" L



36911-ORB
320MM C/C | 13" L



54045-ORB
12" C/C | 12 11/16" L
APPLIANCE PULL



54046-ORB
18" C/C | 18 11/16" L
APPLIANCE PULL



36905-ORB
1 3/16" DIA | 1" PROJ



MULHOLLAND

AVAILABLE FINISHES



53030-BBZ
3" C/C | 3 3/4" L



53031-BBZ
96MM C/C | 4 9/16" L



53529-BBZ
128MM C/C | 5 7/8" L



53530-BBZ
160MM C/C | 7 1/8" L



53535-BBZ
203MM C/C | 8 7/8" L



53536-BBZ
256MM C/C | 11" L



53537-BBZ
320MM C/C | 13 1/2" L



53532-BBZ
12" C/C | 13 1/4" L



53533-BBZ
18" C/C | 19 1/4" L



53029-BBZ
1 1/4" L | 1 1/8" PROJ



535342-BBZ
1 1/2" L | 1 1/8" PROJ



AVAILABLE FINISHES




1581-ORB
1 1/4" DIA
1 1/8" PROJ



1580-ORB
3" C/C | 5 5/8" L

NATURE'S SPLENDOR




MULINO

AVAILABLE FINISHES



NOTE: 36720, 36722, 36727, 36728 are available only in G1026 BBZ26, BBZMB, MB26, MBBBZ, MBCZ Finishes.



OBERON



AVAILABLE FINISHES



NOTE: 36682 is not available in G1026 Finish. 36683 is not available in BGLBCR, G1026, BMBBGL Finishes. 37080, 37081, 37082, 37083 are not available in BGLBCR, G1026, BMBBGL, BGLG10, BCRBGL Finishes.

- 

37080-BMBG10
3" C/C | 4 1/8" L
- 

36681-BMBG10
3 3/4" C/C | 4 15/16" L
- 

36682-BMBG10
5 1/16" C/C | 6 3/16" L
- 

36683-BMBG10
6 5/16" C/C | 7 7/16" L
- 

37081-BMBG10
7 9/16" C/C | 8 11/16" L
- 

36684-BMBG10
8 13/16" C/C | 10" L
- 

37082-BMBG10
10 1/16" C/C | 11 3/16" L
- 

37083-BMBG10
12 5/8" C/C | 13 3/4" L
- 

37084-BMBG10
12" C/C | 13 7/16" L
APPLIANCE PULL
- 

37085-BMBG10
18" C/C | 19 1/2" L
APPLIANCE PULL



36680-BMBG10
2 5/8" L | 1 3/16" PROJ



PAILOU

AVAILABLE FINISHES



37322-26
3 3/4" C/C | 5 5/16" L



37323-26
5 1/16" C/C | 6 9/16" L



37324-26
6 5/16" C/C | 7 13/16" L

PARABOLIC

AVAILABLE FINISHES



37345-FB
3" C/C | 3 5/8" L



37346-FB
3 3/4" C/C | 4 1/2" L



37347-FB
5 1/16" C/C | 5 7/8" L



37348-FB
6 5/16" C/C | 7 3/16" L

PEDESTAL

AVAILABLE FINISHES



37024-G10
1 1/16" DIA | 1" PROJ

PREMISE

AVAILABLE FINISHES



36844-CZ
96MM C/C | 4 1/4" L

36845-CZ
128MM C/C | 5 9/16" L

36846-CZ
160MM C/C | 6 13/16" L



36843-CZ
1 1/4" DIA | 1 1/16" PROJ



AVAILABLE FINISHES



37321-G10
1 9/16" L | 11/16" PROJ

PROMINENCE



AVAILABLE FINISHES



21935-CZ
76MM C/C | 5" L

21936-CZ
96MM C/C | 5 3/4" L

21937-CZ
128MM C/C | 7 1/16" L

21938-CZ
160MM C/C | 8 5/16" L



22094-CZ
76MM C/C | 3 11/16" L



53012-CZ
1 1/4" DIA
1 1/8" PROJ


RAVINO





RADIUS


AVAILABLE FINISHES





- 


37390-FB
76MM C/C | 5" L
- 


36865-FB
96MM C/C | 5 3/4" L
- 


36866-FB
128MM C/C | 7 1/16" L
- 


36867-FB
160MM C/C | 8 5/16" L
- 


36868-FB
192MM C/C | 9 9/16" L
- 

36870-FB
224MM C/C | 10 13/16" L
- 

36869-FB
256MM C/C | 12 1/16" L
- 

37391-FB
320MM C/C | 14 5/8" L
- 

54050-FB
12" C/C | 14 15/16" L
APPLIANCE PULL
- 

54051-FB
18" C/C | 21" L
APPLIANCE PULL
- 

54052-FB
24" C/C | 27" L
APPLIANCE PULL





36864-FB
1 1/4" DIA | 1 1/16" PROJ





AVAILABLE FINISHES





- 


37395-ORB
76MM C/C | 3 5/8" L
- 


36794-ORB
96MM C/C | 4 7/16" L
- 


36795-ORB
128MM C/C | 5 11/16" L
- 


36796-ORB
160MM C/C | 7" L
- 

36986-ORB
192MM C/C | 8 1/4" L
- 

36987-ORB
224MM C/C | 9 1/2" L
- 

36988-ORB
256MM C/C | 10 3/4" L
- 

36989-ORB
320MM C/C | 13 3/8" L
- 

54055-ORB
12" C/C | 13 1/16" L
APPLIANCE PULL
- 

54056-ORB
18" C/C | 19 5/16" L
APPLIANCE PULL



36793-ORB
1 1/4" DIA | 1 1/8" PROJ



REVITALIZE

AVAILABLE FINISHES



55343-ORB
3" C/C | A3 11/16" L

55344-ORB
96MM C/C | 4 5/16" L

55346-ORB
128MM C/C | 5 5/8" L

55347-ORB
160MM C/C | 6 7/8" L

55351-ORB
203MM C/C | 8 9/16" L

55354-ORB
256MM C/C | 10 11/16" L

55355-ORB
320MM C/C | 13 1/4" L

55349-ORB
12" C/C | 13" L
APPLIANCE PULL

55350-ORB
18" C/C | 18 7/8" L
APPLIANCE PULL



55340-ORB
1 1/4" L | 7/8" PROJ



55342-ORB
1 1/4" DIA | 1 1/4" PROJ

REVOLVE

AVAILABLE FINISHES



36851-26
3" C/C | 3 7/16" L

36852-26
96MM C/C | 4 1/4" L

36853-26
128MM C/C | 5 1/2" L

36854-26
160MM C/C | 6 3/4" L

RIFT

AVAILABLE FINISHES



36898-FB
3" C/C | 3 1/2" L



36899-FB
96MM C/C | 4 1/4" L



36900-FB
128MM C/C | 5 1/2" L

RIVA

AVAILABLE FINISHES



55364-GPH
3" C/C | 3 5/8" L



55365-GPH
96MM C/C | 4 7/16" L



55367-GPH
128MM C/C | 5 11/16" L



55368-GPH
160MM C/C | 7 1/16" L



55488-GPH
192MM C/C | 8 7/16" L



55489-GPH
224MM C/C | 9 11/16" L



55490-GPH
256MM C/C | 11" L



55492-GPH
320MM C/C | 13 1/2" L



55370-GPH
12" C/C | 13" L
APPLIANCE PULL



55371-GPH
18" C/C | 19 1/8" L
APPLIANCE PULL



55361-GPH
2 1/2" L
1 3/16" PROJ



55362-GPH
1 1/4" DIA
1 1/16" PROJ

ROCKHURST

AVAILABLE FINISHES



37572
3 3/4" C/C | 4 3/16" L



37570-BBZ
1 1/4" L | 1" PROJ



37573-BBZ
5 1/16" C/C | 5 7/16" L



37571-BBZ
1 5/8" DIA | 1 5/16" PROJ



37574-BBZ
6 5/16" C/C | 6 3/4" L



37575-BBZ
7 9/16" C/C | 8" L



37576-BBZ
8 13/16" C/C | 9 1/4" L



37577-BBZ
10 1/16" C/C | 10 9/16" L



37578-BBZ
12 5/8" C/C | 13 1/16" L



37579-BBZ
12" C/C | 12 11/16" L
APPLIANCE PULL



37580-BBZ
18" C/C | 18 11/16" L
APPLIANCE PULL



ROCHDALE

AVAILABLE FINISHES



GPH G10



53710-G10
1 1/4" DIA
1 1/8" PROJ



53711-G10
3" C/C | 4" L



53712-G10
96MM C/C | 4 3/4" L



53713-G10
128MM C/C | 6" L



53714-G10
160MM C/C | 7 1/4" L



53715-G10
3" C/C | 4 1/2" L



53716-G10
96MM C/C | 5 3/8" L



AVAILABLE FINISHES



ORB BBZ G10



36617-BBZ
1 3/4" L | 1 5/16" PROJ



36614-BBZ
1 1/2" L | 1 3/16" PROJ



36615-BBZ
3" C/C | 3 7/8" L



36621-BBZ
3 3/4" C/C | 5" L



36622-BBZ
5 1/16" C/C | 6 1/4" L



36623-BBZ
6 5/16" C/C | 7 1/2" L

SEA GRASS



SEPARA

AVAILABLE FINISHES



BBN 26



36735-BBN
160MM C/C | 8 13/16" L



36736-BBN
8" C/C | 10 1/2" L



36737-BBN
10 1/16" C/C | 12 5/8" L

SHEFFIELD

AVAILABLE FINISHES



FB ORB CZ G10 26



37040-CZ
3" C/C | 4 3/8" L



37041-CZ
3 3/4" C/C | 5 1/32" L



37042-CZB
5 1/16" C/C | 6 3/8" L



37043-CZ
6 5/16" C/C | 7 11/16" L

AVAILABLE FINISHES



37023-ORB
1 7/16" DIA | 13/16" PROJ



AVAILABLE FINISHES



36646-PN
3" C/C | 5 7/16" L



36643-PN
3 3/4" C/C | 6 5/16" L



36644-PN
5 1/16" C/C | 7 1/2" L



36645-PN
6 5/16" C/C | 8 3/4" L



55500-PN
8" C/C | 10 7/16" L



55501-PN
10 1/16" C/C | 12 9/16" L



55502-PN
12" C/C | 15 3/16" L
APPLIANCE PULL

55503-PN
18" C/C | 21 3/16" L
APPLIANCE PULL



36641-PN
1 5/8" L | 1 3/16" PROJ

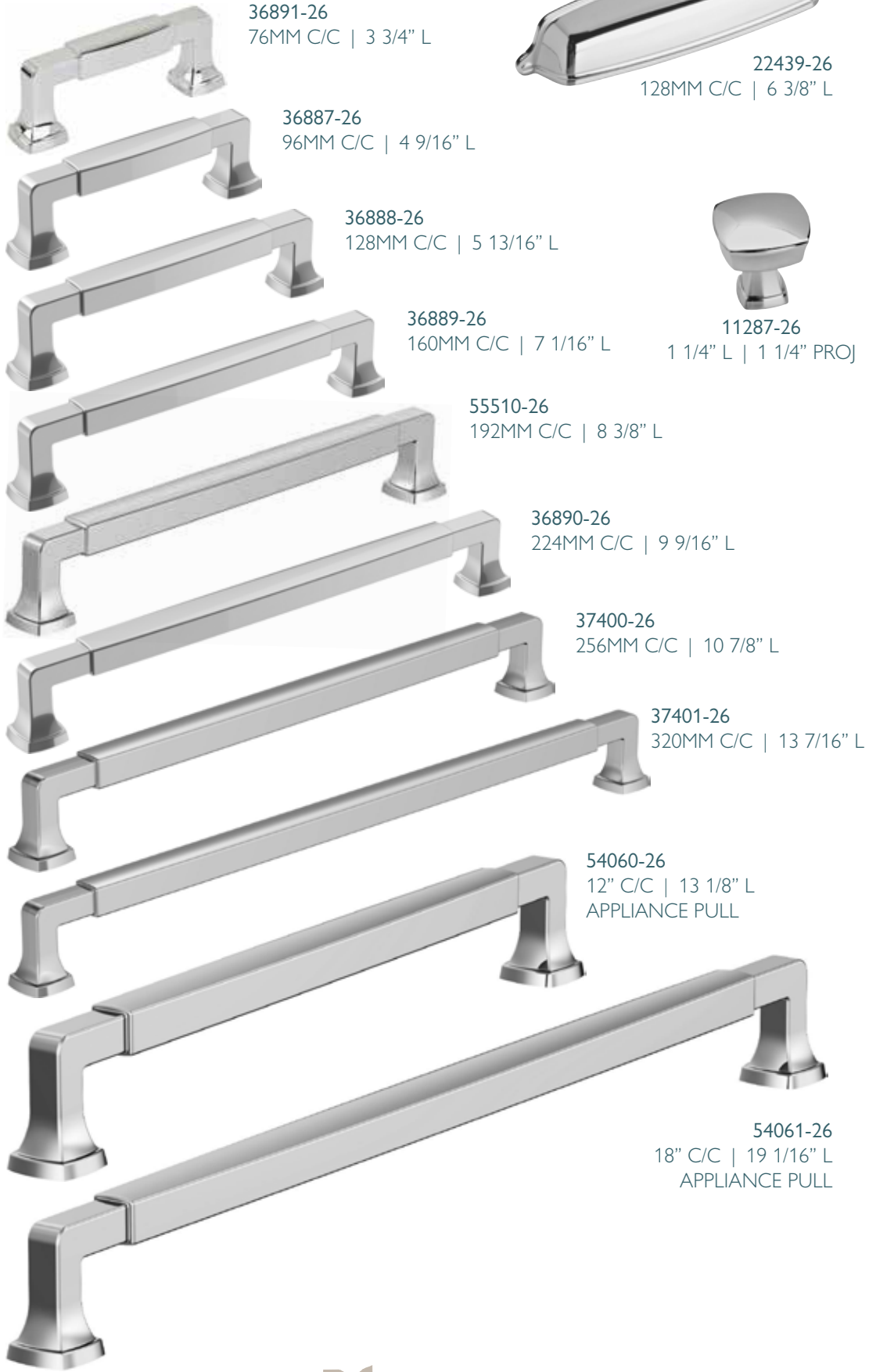


36642-PN
2 1/2" L | 1 7/16" PROJ



STATURE

AVAILABLE FINISHES



36891-26
76MM C/C | 3 3/4" L

36887-26
96MM C/C | 4 9/16" L

36888-26
128MM C/C | 5 13/16" L

36889-26
160MM C/C | 7 1/16" L

55510-26
192MM C/C | 8 3/8" L

36890-26
224MM C/C | 9 9/16" L

37400-26
256MM C/C | 10 7/8" L

37401-26
320MM C/C | 13 7/16" L

54060-26
12" C/C | 13 1/8" L
APPLIANCE PULL

54061-26
18" C/C | 19 1/16" L
APPLIANCE PULL



22439-26
128MM C/C | 6 3/8" L



11287-26
1 1/4" L | 1 1/4" PROJ



STATUS

AVAILABLE FINISHES



36837-MB
96MM C/C | 4 9/16" L

36838-MB
128MM C/C | 5 13/16" L

36839-MB
160MM C/C | 7 1/16" L

36840-MB
224MM C/C | 9 5/8" L



36836-MB
2" L | 1 1/16" PROJ



AVAILABLE FINISH



1300-ORB
3" C/C | 5 1/4" L

1302-ORB
3" C/C | 4 15/16" L



1307-ORB
1 1/4" DIA | 7/8" PROJ

STERLING TRADITIONS



AVAILABLE FINISHES




37295-G10
1 3/16" DIA | 7/8" PROJ

SUNSET




STREAMLINE TAB


AVAILABLE FINISHES



37200-MB
1" C/C | 1 3/4" L



37201-MB
2 3/16" C/C | 3" L



37202-MB
3 3/16" C/C | 4" L



37203-MB
4 3/16" C/C | 5" L



37204-MB
5 3/16" C/C | 6" L

STREAMLINE II

AVAILABLE FINISHES



37190-G10
1" C/C | 1 3/4" L



37191-G10
2 3/16" C/C | 3" L



37192-G10
3 3/16" C/C | 4" L



37193-G10
4 3/16" C/C | 5" L



37194-G10
5 3/16" C/C | 6" L

AVAILABLE FINISHES



36897-CZ
3" C/C | 3 25/32" L



36894-CZ
3 3/4" C/C | 4 9/16" L



36895-CZ
5 1/16" C/C | 5 13/16" L



36896-CZ
6 5/16" C/C | 7 1/16" L



55520-CZ
7 9/16" C/C | 8 7/16" L



55521-CZ
8 13/16" C/C | 9 11/16" L



55522-CZ
10 1/16" C/C | 11" L



55524-CZ
12 5/8" C/C | 13 1/2" L



55523-CZ
12" C/C | 13 1/4" L
APPLIANCE PULL



55525-CZ
18" C/C | 19 1/4" L
APPLIANCE PULL



36893-CZ
1 1/4" L | 1 3/16" PROJ



THOREAU

AVAILABLE FINISHES



37601-ORB
3" C/C | 5 11/16" L



37602-ORB
3 3/4" C/C | 6 1/2" L



37603-ORB
5 1/16" C/C | 7 3/4" L



37604-ORB
6 5/16" C/C | 9" L



37605-ORB
7 9/16" C/C | 10 1/4" L



37606-ORB
8 13/16" C/C | 11 1/2" L



37607-ORB
10 1/16" C/C | 12 13/16" L




37608-ORB
12 5/8" C/C | 15 5/16" L



37600-ORB
1 9/16" L | 1/8" PROJ

AVAILABLE FINISHES



37522-G10
3 3/4" C/C | 4 3/16" L



37523-G10
5 1/16" C/C | 5 1/2" L



37524-G10
6 5/16" C/C | 6 3/4" L



37525-G10
7 9/16" C/C | 8" L



37526-G10
8 13/16" C/C | 9 1/4" L



37527-G10
10 1/16" C/C | 10 9/16" L



37628-G10
12 5/8" C/C | 13 1/16" L



37529-G10
12" C/C | 12 5/8" L
APPLIANCE PULL



37530-G10
18" C/C | 18 5/8" L
APPLIANCE PULL



37520-G10
1 5/16" L | 1 1/16" PROJ



37521-G10
1 5/8" DIA | 1 1/4" PROJ



TORRANCE



AVAILABLE FINISHES



37335-MB
1 3/16" DIA | 1" PROJ

TRADITIONAL CLASSICS



AVAILABLE FINISHES



55268-CBBZ
1 1/4" DIA | 1 1/2" PROJ

TRANSCENDENT



AVAILABLE FINISHES



741416-MBMG
5/8" C/C | 3 3/16" L



741496-MBMG
3 3/4" C/C | 6 15/16" L



7414128-MBMG
5 1/16" C/C | 8 3/16" L



7414160-MBMG
6 5/16" C/C | 9 7/16" L



7414192-MBMG
7 9/16" C/C | 10 11/16" L



7414256-MBMG
10 1/16" C/C | 13 3/16" L



196732-MBMG
1 1/4" DIA | 7/8" PROJ

TRIOMPHE

AVAILABLE FINISHES



37090-ORB
3" C/C | 4" L

37091-ORB
3 3/4" C/C | 4 13/16" L

37092-ORB
5 1/16" C/C | 6 1/16" L

37093-ORB
6 5/16" C/C | 7 5/16" L



AVAILABLE FINISHES



36917-G10
96MM C/C | 6 5/8" L

36918-G10
128MM C/C | 7 7/8" L

36919-G10
192MM C/C | 10 5/8" L

36920-G10
224MM C/C | 11 15/16" L

UPRISE



URBANITE

AVAILABLE FINISHES



NOTE: 77898, 77822 are available only in 26BMB, BBZMB, BBZWHT, CZMB, CZWHT Finishes. MBMB Finish is available only for 77896, 778256, 778160, 778192

	77898-CZWHT 3" C/C 5 3/4" L	
	77896-CZWHT 3 3/4" C/C 6 1/2" L	67-CZWHT 2 3/4" L 1 3/16" PROJ
	778128-CZWHT 5 1/16" C/C 7 13/16" L	
	778160-CZWHT 6 5/16" C/C 9 1/16" L	
	778192-CZWHT 7 9/16" C/C 10 1/4" L	
	77822-CZWHT 8 13/16" C/C 11 9/16" L	
	778256-CZWHT 10 1/16" C/C 12 3/4" L	
	54090-CZWHT 12" C/C 16 3/4" L APPLIANCE PULL	
	54091-CZWHT 18" C/C 22 13/16" L APPLIANCE PULL	



VAILE

AVAILABLE FINISHES




	37230-G10 76MM C/C 3 15/16" L		37231-G10 128MM C/C 6" L		53014-G10 1 3/8" L 1 1/2" PROJ
	53003-G10 96MM C/C 4 3/4" L		37232-G10 160MM C/C 7 1/4" L		





VERSA


AVAILABLE FINISHES





- 


55530-FB
3" C/C | 4 11/16" L
- 


36912-FB
3 3/4" C/C | 4 11/16" L
- 


36913-FB
5 1/16" C/C | 5 15/16" L
- 


36914-FB
6 5/16" C/C | 7 3/16" L
- 

55531-FB
7 9/16" C/C | 8 1/2" L
- 

36915-FB
8 13/16" C/C | 9 3/4" L
- 

55532-FB
10 1/16" C/C | 11" L
- 

55534-FB
12 5/8" C/C | 13 9/16" L
- 

55533-FB
12" C/C | 13 3/8" L
APPLIANCE PULL
- 

55535-FB
18" C/C | 19 3/8" L
APPLIANCE PULL



36904-FB
1 3/8" DIA | 1" PROJ

AVAILABLE FINISHES



37320-26
1 7/16" DIA | 1 1/16" PROJ

VALOR



VILLE

AVAILABLE FINISHES



36774-26
1 1/8" DIA | 1 1/16" PROJ



36778-26
76MM C/C | 3 7/8" L



36775-26
96MM C/C | 4 5/8" L



36776-26
128MM C/C | 5 7/8" L



36777-26
160MM C/C | 7 1/8" L



WHISTLE

AVAILABLE FINISHES



37026-MB
1 1/16" DIA | 15/16" PROJ



WILLOW

AVAILABLE FINISHES



37309-G10
3" C/C | 4 5/8" L



37310-G10
3 3/4" C/C | 5 7/16" L



37311-G10
5 1/16" C/C | 6 5/8" L



37312-G10
6 5/16" C/C | 7 15/16" L



AVAILABLE FINISHES



53719-BBZ
3" C/C | 4 1/4" L



53720-BBZ
3 3/4" C/C | 5 1/16" L



53721-BBZ
5 1/16" C/C | 6 1/4" L



53722-BBZ
6 5/16" C/C | 7 5/8" L



53723-BBZ
7 9/16" C/C | 8 7/8" L



53724-BBZ
8 13/16" C/C | 10 1/8" L



53725-BBZ
10 1/16" C/C | 11 7/16" L



53726-BBZ
12 5/8" C/C | 14" L



54023-BBZ
12" C/C | 13 7/8" L
APPLIANCE PULL



54024-BBZ
18" C/C | 19 15/16" L
APPLIANCE PULL



53717-BBZ
1 5/16" L | 1 1/16" PROJ



53718-BBZ
1 3/16" DIA | 1 1/8" PROJ



WINSOME

AVAILABLE FINISHES



36765-CZ
1 1/4" DIA | 1 3/16" PROJ



36770-CZ
76MM C/C | 4 1/2" L



36766-CZ
96MM C/C | 5 5/16" L



36767-CZ
128MM C/C | 6 1/2" L



36771-CZ
160MM C/C | 7 13/16" L



36768-CZ
192MM C/C | 9 1/16" L



36769-CZ
224MM C/C | 10 5/16" L



54065-CZ
12" C/C | 14 1/2" L
APPLIANCE PULL



54066-CZ
18" C/C | 20 9/16" L
APPLIANCE PULL



54067-CZ
24" C/C | 26 1/2" L
APPLIANCE PULL



APPOINT

AVAILABLE FINISHES



36070-G10
1 7/8" L
2 1/2" PROJ
ROBE HOOK



36071-G10
7 1/16" L
2 1/2" PROJ
TISSUE HOLDER



36072-G10
7 1/16" L
2 1/16" PROJ
TOWEL RING



36075-G10
8" C/C | 9 7/8" L
TOWEL BAR



36073-G10
18" C/C | 19 1/4" L
TOWEL BAR



36074-G10
24" C/C | 25 1/4" L
TOWEL BAR

ARRONDI

AVAILABLE FINISHES



26542-BBZ
2 1/16" L
2 1/16" PROJ
ROBE HOOK



26540-BBZ
7 5/16" L
3 1/16" PROJ
TISSUE HOLDER



26541-BBZ
6 3/8" L
2 1/16" PROJ
TOWEL RING



26546-BBZ
9" C/C | 11 5/8" L
TOWEL BAR



26543-BBZ
18" C/C | 21" L
TOWEL BAR



26544-BBZ
24" C/C | 27" L
TOWEL BAR

BLACKROCK

AVAILABLE FINISHES



36000-ORB
3 9/16" L
2 1/8" PROJ
ROBE HOOK



36001-ORB
9 5/16" L
2 13/16" PROJ
TISSUE HOLDER



36002-ORB
6 13/16" L
2 7/8" PROJ
TOWEL RING



36005-G10
9" C/C | 10 7/8" L
TOWEL BAR



36003-ORB
18" C/C | 19 7/8" L
TOWEL BAR



36004-ORB
24" C/C | 25 7/8" L
TOWEL BAR

BRONX

AVAILABLE FINISHES



36563-GM
2 11/16" L
2 1/4" PROJ
ROBE HOOK



26517-GM
5 7/8" L
3 3/16" PROJ
TISSUE HOLDER



26612-GM
7 7/16" L
2 9/16" PROJ
TOWEL RING



26616-GM
9" C/C | 13 5/8" L
TOWEL BAR



26614-GM
18" C/C | 22 11/16" L
TOWEL BAR



26615-GM
24" C/C | 28 5/8" L
TOWEL BAR

DAVENPORT

AVAILABLE FINISHES



36050-MB
2 15/16" L
3" PROJ
ROBE HOOK



36051-MB
8 13/16" L
3" PROJ
TISSUE HOLDER



36052-MB
5 1/4" L
3" PROJ
TOWEL RING



36055-MB
9" C/C | 11 5/8" L
TOWEL BAR



36053-MB
18" C/C | 20 5/16" L
TOWEL BAR



36054-MB
24" C/C | 26 5/16" L
TOWEL BAR



AVAILABLE FINISHES



26613-PNGM
4 1/2" L
2 9/16" PROJ
ROBE HOOK



26617-PNGM
5 7/8" L
3 3/16" PROJ
TISSUE HOLDER



26612-PNGM
5 1/4" L
2 9/16" PROJ
TOWEL RING



26616-PNGM
9" C/C | 13 5/8" L
TOWEL BAR



26614-PNGM
18" C/C | 22 11/16" L
TOWEL BAR




26615-PNGM
24" C/C | 28 5/8" L
TOWEL BAR

ESQUIRE



AVAILABLE FINISHES



36060-CCZ
2 15/16" L
2 1/2" PROJ
ROBE HOOK



36061-CCZ
7 1/16" L
3 1/16" PROJ
TISSUE HOLDER



36062-CCZ
5 7/16" L
3 1/16" PROJ
TOWEL RING



36065-CCZ
8" C/C | 10 1/4" L
TOWEL BAR



36063-CCZ
18" C/C | 20 1/4" L
TOWEL BAR



36064-CCZ
24" C/C | 26 1/4" L
TOWEL BAR

GLACIO



HIGHLAND RIDGE



AVAILABLE FINISHES



36010-26
2 5/8" L
2 1/2" PROJ
ROBE HOOK

36011-26
10 5/8" L
2 13/16" PROJ
TISSUE HOLDER



36012-26
7 7/16" L
3" PROJ
TOWEL RING

36015-26
9" C/C | 11 13/16" L
TOWEL BAR

36013-26
18" C/C | 20 13/16" L
TOWEL BAR

36014-26
24" C/C | 26 13/16" L
TOWEL BAR

MONUMENT



AVAILABLE FINISHES



36080-MB
7/8" L
2 3/8" PROJ
ROBE HOOK

36081-MB
5 7/8" L
2 3/4" PROJ
TISSUE HOLDER



36082-MB
6 1/2" L
2 3/8" PROJ
TOWEL RING

36085-MB
8" C/C | 8 7/8" L
TOWEL BAR

36083-MB
18" C/C | 18 7/8" L
TOWEL BAR

36084-MB
24" C/C | 24 7/8" L
TOWEL BAR

MULHOLLAND



AVAILABLE FINISHES



36020-G10
4 1/4" L
3 5/8" PROJ
ROBE HOOK

36021-G10
8 13/16" L
2 13/16" PROJ
TISSUE HOLDER



36022-G10
5 3/4" L
2 5/16" PROJ
TOWEL RING

36025-G10
9" C/C | 10 3/4" L
TOWEL BAR

36023-G10
18" C/C | 19 13/16" L
TOWEL BAR

36024-G10
24" C/C | 25 3/4" L
TOWEL BAR

REVITALIZE

AVAILABLE FINISHES



36030-BBZ
2 1/8" L
2 3/8" PROJ
ROBE HOOK



36031-BBZ
7 7/8" L
3 1/16" PROJ
TISSUE HOLDER



36032-BBZ
6 3/8" L
2 13/16" PROJ
TOWEL RING



36035-BBZ
9" C/C | 10 3/4" L
TOWEL BAR



36033-BBZ
18" C/C | 19 3/4" L
TOWEL BAR



36034-BBZ
24" C/C | 25 3/4" L
TOWEL BAR



AVAILABLE FINISHES



ST. VINCENT



36040-CZ
2 1/16" L
2 1/16" PROJ
ROBE HOOK



36041-CZ
7 5/16" L
3 1/16" PROJ
TISSUE HOLDER



36042-CZ
6 3/8" L
2 1/16" PROJ
TOWEL RING



36043-CZ
18" C/C | 21" L
TOWEL BAR



36044-CZ
24" C/C | 26 8/9" L
TOWEL BAR



AVAILABLE FINISHES



STATURE



36090-G10
2 1/4" L
2 1/2" PROJ
ROBE HOOK



36091-G10
7 1/16" L
2 5/8" PROJ
TISSUE HOLDER



36092-G10
7 9/16" L
2 5/8" PROJ
TOWEL RING



36095-G10
8" C/C | 10 1/4" L
TOWEL BAR



36093-G10
18" C/C | 20 1/4" L
TOWEL BAR



36094-G10
24" C/C | 26 1/4" L
TOWEL BAR



MAGNETIC CATCHES



9765-PT
5-11 LBS PULL FORCE
1 15/16" L



PT



9765F-PT
5-11 LBS PULL FORCE
1 15/16" L



PT W



9773-PT
5-11 LBS PULL FORCE
2" L



PT

HINGES

AVAILABLE FINISHES



FB ORB BB CZ BBZ 3 G10 G9 26 W



3428-3
2 3/4" L
3/8" INSET

HINGES

AVAILABLE FINISHES



FB ORB AE BB CZ BBZ 3 G10 26 W



3429-26
2 3/4" L
VARIABLE OVERLAY

HINGES

AVAILABLE FINISHES



FB ORB BB CZ BBZ G10 W



7550-CZ
2 1/4" L
1/2" OVERLAY

HINGES

AVAILABLE FINISHES



FB ORB CZ BBZ G10



7566-ORB
2 1/4" L
1/4" OVERLAY

HINGES

AVAILABLE FINISHES



FB ORB BB CZ BBZ G10



7565-G10
2 1/4" L
3/8" INSET

HINGES

AVAILABLE FINISHES



ORB G10



3175-TM-ORB
2 7/8" L

HINGES

AVAILABLE FINISHES



ORB AE BB G10



3175-TB-DAE
2 1/2" L

HINGES

AVAILABLE FINISHES



FB ORB CZ BBZ G10



3180-TB-FB
2 1/2" L